

THE POST

TO:

A M E R I C A

APRIL 2013

VOLUME #15, ISSUE #4

MISSION STATEMENT *The mission of the Polk County Genealogical Society is to assist in the exchange and dissemination of information for genealogical investigations.*

VISION STATEMENT *The vision of the Polk County Genealogical Society is to empower those interested in developing concise, accurate and comprehensive family histories.*

PCGS Mailing Address

PCGS

c/o **Judy Wester**

901-8th Street

Centuria, Wisconsin 54824

PCGS Meeting for

4th Monday afternoon

22 April 2013 at the

**Luck Historical Society
Museum**

1:00-3:30 p.m.

“Different Genealogy Software”

and exploring the use of
several of them.

Refreshments served.

Thank you to the Clear Lake Library for
being so welcoming to the idea of
PCGS meeting in their public space on

27 March 2013.

Beginners’s Basic Genealogy Class
at the Luck Historical Society Museum on

Monday morning from

10:30 AM - 11:30 AM.

the 3rd Monday in May 2013 .

**For the months of June, July, August we will
meet on the 4th Monday of each month.,**

same time, same location.

Bring your curiosity, a couple of pencils and your questions
about ‘how-to’ do family history research the old-fashioned
method, learning the difference between

first-hand vs suggested evidence;

authentic vs duplicate materials;

original or major sources vs secondary or minor sources.

Discover references to help you prove your ‘facts’

Complete a family group sheet and a pedigree chart,

familiarize yourself with the skills for searching old

newspapers, church and school records, military and census
records including the techniques that adhere to the standard

for “developing concise, accurate and comprehensive

family histories.” (1) This class will promote the grand

opening of the new Ravenholt Research Room at the Luck

Museum.

(1) PCGS Vision Statement

TREASURED FAMILY RECIPE

Tom Bernardin, in the 20th Anniversary 2011 Edition of *Ellis Island Cookbook* suggested this format for saving and passing on a treasured family recipe.

Recipe Title _____

Recipe of _____

Arrived in America from _____ Date _____

Ingredients _____

Instructions _____

Comments _____

Date Recorded _____ By _____

Watch your emails for PCGS Board Meeting schedules and locations. Should you have an item you wish put on an upcoming PCGS board meeting agenda please email:

Jay Bergstrand at: [<jbergstr@amerytel.net>](mailto:jbergstr@amerytel.net) or

Kathy Clark at: [<rkmclark@centurytel.net>](mailto:rkmclark@centurytel.net)

Thank you.



Rhonus tempor placerat.

Vacationing This Summer

on the East Coast? Consider

Ellis Island,

New York Harbor

open daily except December 25.

Explore the Dormitory Room, the Oral History Room, Library and Reading Room; the Registry Room of the Great Hall with changing exhibits to investigate.

Discover

the American Family Immigration History Center with ships' passenger records for over 22 million people who came to the U.S. through the Port of New York and Ellis Island 1892-1924 and The American Immigrant Wall of Honor where some 600,000 names are inscribed and are searchable by computer.

Phone: 212.363.3200

or

[<www.nps.gov/stli>](http://www.nps.gov/stli)

Polk County Normal School Grads

Class of 1941

Verle Bergren
Winifred Butler
Lorraine Gunderson Jackson
Ruth Prose Hamre
Harriette Lauritsen Belisle
Dorothy Lindfield
Margie Lindh Liljeberg
Lorraine Mackie
Dorothy Nelson
Pearl Olson
Ruth Wallingford
Bernice Wiebe

Gloria Larsen, Author*I Heard the School Bells Ringing***The Ellis Island Immigrant Cookbook**

Germany

Christine Kindel of Greendale, Wisconsin

(I came through Ellis Island on May 27, 1927, from Austria. I was a scared girl of seventeen years going to Milwaukee, Wisconsin, to meet my relatives. Today I still live in Wisconsin.

ROTKRAUT (Sweet and Sour Red Cabbage)

1 head red cabbage (2 lbs.) shredded
 2 tbsp bacon drippings
 1 small onion, chopped fine
 1/2 cup wine vinegar
 3 medium-sized apples, peeled and cubed
 1/2 cup brown sugar
 2 tbsp starch
 1 & 1/2 cups water

Shred cabbage, put in colander and pour 2 quarts of boiling water over it, drain. In large skillet put in the bacon drippings, add the onion and fry until transparent. Add cabbage. Add the rest of the ingredients and simmer for 30 minutes. Mix 2 tbsp corn starch with 1 & 1/2 cups water and add to the red cabbage. Simmer for 5 minutes longer. Serves 4-6 people.

Thanks to **Tom Bernardin**
Ellis Island Guide and Historian


Watch for the

Grand Opening Dates

of the **Ravenholt Research Room**
 at the Luck Historical Society Museum

Luck, Wisconsin

Activities/tours/demonstrations/etc.

**CONGRATULATIONS**

to PCGS member

JUDY WESTER

on being named

Polk County Historical SocietyWoman of the Year - 2013.

Award presentation was made on
 26 March at the Justice Center in
 Balsam Lake, Wisconsin

Cleaning Poem

I asked the Lord to tell me
 Why my house is such a mess
 He asked if I'd been 'computing',
 And I had to answer 'yes.'
 He told me to get off my butt,
 And tidy up the house.
 And so I started cleaning up...
 The smudges off my mouse.
 I wiped and shined the topside.
 That really did the trick...
 I was just admiring my good work.
 I didn't mean to 'click.'
 But click, I did, and oops - I found
 A real absorbing site
 That I got SO way into it -
 I was into it all night.
 So nothing's changed except my mouse.
 It's as shiny as the sun.
 I guess my house will stay a mess
 While I sit on my bum.

Dorothy McMechan/Deloraïne,
 Manitoba, Canada

JOKE:

If you can not get rid of them ugly old
 skeletons in the closet, at least teach 'em
 how to dance!

Thanks to/PCGS member Muriel Pfeifer

History: 1890 Fed Census Most of the
 census' population schedules were badly
 damaged by a fire in the Commerce
Department Building in January 1921. The still
 existing schedules are numbered and noted
 following rolls 1-3 below:

Roll 1 - Perry County, Alabama (Perryville Beat
 No.11 and Severe Beat No. 8) (fragments
 1-455)

Roll 2 - DISTRICT of COLUMBIA: Q, 13th,
 14th, R, Q, Corcoran, 15th, S, R and Riggs
 Streets, Johnson Avenue and S Street.

Roll 3 Muscogee County (Columbus),
 GEORGIA.

McDonough County (Mound Twp), ILLINOIS.

Wright County (Rockford), MINNESOTA.

Hudson County (Jersey City), NEW JERSEY.

Westchester County, (Eastchester) and
 Suffolk County (BrookhavenTwp.) NEW
 YORK.

Gaston County (South Point Twp) and River
 Bend Twp) and Cleveland County (Twp No.2),
 NORTH CAROLINA.

Hamilton County (Cincinnati) and Clinton
 County (Wayne Twp), OHIO.

Union County (Jefferson Twp), SOUTH
 DAKOTA.

Ellis County (J.P. No 6, Mountain Peak and
 Ovilla Precinct), Hood County (Precinct No.
 5), Rusk County (No.6 and J.P. No. 7), Trinity
 County (Trinity Town and precinct No.2) and
 Klaufman County (Kaufman) (fragments
 782-1233 TEXAS. 1890 Census - History - US Census

Flip-Pal Mobile Scanner by Couragent, Inc



<http://www.flip-pal.com>

<http://info.flip-pal.com/genealogy-blog>

<http://www.flip-pal.com/wsgs> (WSGS gets 10%)

Price Scanner: \$149.99—Carrying Case: \$29.99 purchased through Flip-Pal or Amazon websites

Specifications:

- ❖ Supported on Windows XP, Vista, Windows 7, Mac OSX 10.4, 10.5, 10.6, 10.7
- ❖ Size: 10.25" x 6.5" x 1.25"
- ❖ Runs on four AA batteries (included): Alkaline (150 scans), Photo Lithium (450 scans), or rechargeable (500 scans) . To save battery power:
 - The Flip-Pal review window dims after 60-seconds idle time (press any button to wake up)
 - The scanner powers down after 2 minutes (default) idle time or you can set it to shut down after 1 minute or 10 minutes
- ❖ 2 GB SD memory card includes the software for both Windows and Mac and storage space
- ❖ 1.5 GB storage space: 1,200 scans at 300 dpi or 900 scans at 600 dpi
- ❖ 19-21-page guide included on the software—Go to the website and download the latest version: Flip_Pal_Software_2012-05-10.
 - With the latest version, you can upload photo scans directly to Facebook and order prints, enlargements, photo books, calendars, etc. from Lifepics <www.lifepics.com>.
- ❖ Home screen on display window
 - Set date and time
 -  gear symbol = custom settings
 - resolution: ★ 1 star = 300 dpi or ★★ 2 stars = 600 dpi
 - power saver: 1-2- 10 minutes
 - ⓘ = quick tips
 - 999 = number of scans remaining
 -  = battery life

****This article was 'put together' by St. Croix Valley Genealogical Society member:
Darcy Boock.

Thank you Darcy for permission to share with PCGS members and readers.

Standard Scanning

Scans are stored on the SD memory card, which you insert into the SD card slot on your computer to transfer the scans. If you do not have an SD card slot, then insert the SD card into the included USB adapter and insert that into the USB drive on your computer to transfer the scans.

Scan originals up to 4" x 6" by raising the cover and scanning as you would any other scan (if original is smaller, crop on computer using the photo editing software on your computer).

Flip and Scan originals larger than 4" x 6" Flip the scanner over and scan multiple scans overlapping each by 1". Use the faint guidelines on the bottom of the scanner. Scans can be horizontal, vertical or mixed (diagonal scans also seem to work); then stitch together on your laptop or computer using Flip-Pal **Easy Stitch**.

After inserting the SD memory card, a window should open—"Open folder to view files". If this window does not open, click on **My Computer**, then double click on the FLIP-PAL (:) drive.

1. Double click on the **ToolBox**
2. Click on **Browse Scans**, which shows the list of scanned photos. Double click on one of the scans to open the photo in Windows Office Picture Manager (Windows 7); make a note of the numbers of the photos you want to stitch together.
3. Click on **Stitch Scans > Select files to stitch** (click on 1st photo, hold down Shift key and click on the last photo or hold down the Ctrl key and click on individual scans/photos)
4. Click on **Open** (Loading images) Steps 1-5 stitch the images together inside the computer using the software [You may get a message by the completion of Step 2 that states, "Not all the images have sufficient overlap. Do you want to continue?"]
5. **Copy the photo to your computer**

A.B. Peabody Register of Baptisms and Confirmations 1856-1894
 Polk County Entries are for: Alden, St. Croix Falls, Osceola, and Wagon Landing

Wagon Landing Congregation:

***George Herbert Kittel** Birth/Aug 1868 Baptism/October 1868
 Parents: **Farnum B. Rose** & ?
 Sponsors: **J.L. Bridgeman, the father, Mrs. S. B. Kittel**

***Loran Samuel Carleson** Birth/Nov 1868 Baptism/Nov 1868
 Parents: **Ole** and **Ann**
 Sponsors: **The parents** (in sickness)

***Eunice Deanthax Peabody** Birth/Nov 1868 Baptism/Nov 1868
 Parents: **A.B.** and **Esther K.**
 Sponsors: **J.L. Bridgeman, Ellen Bridgeman & Wm. Folsom**

***Anna Christina Nelson** Birth/Jan 1869 Baptism/Jan 1869
 Parents: **George** and **Emma Dotia**
 Sponsors: Her **parents**, and **Mrs. Anna Kelley**

***Edwin Nelson Beals** Birth/Sep 1868 Baptism/Feb/1869
 Parents: **Philip** and **Cleona**
 Sponsors: **J.L. Bridgeman, the father, and Mrs. Alma Vassaw**

***Frank Eugene Vassaw** Birth/Dec 1868 Baptism/ Feb 1869
 Parents: **Charles** and **Alma**
 Sponsors: **John L. Bridgeman, Philip** and **Cleona Beals**

***Peter Rudolf Kittleson** Birth/Feb 1869 Baptism/Apr 1869
 Parents: **Gunder** and **Katherine**
 Sponsors: **Parents, Johan Oleson** and **Mrs. Peter Gordon**

***Olaff Edward Oleson** Birth/Jan 1869 Baptism/Apr 1869
 Parents: **Johan** and **Bertha**
 Sponsors: **Gunder Kittleson, the parents, Mrs. A.B. Peabody**

***Thomas Torgerson** Birth/Nov 18698 Baptism/ Apr 1870
 Parents: **Mathias** and **Mary**
 Sponsors: **Peter L.** and **Rebecca Jordon**

***Lucy Ella Kuitz** Birth/Dec 1869 Baptism/ Sep 1870
 Parents: **Fred** and **Sophia**
 Sponsors: **Barnhart Kuitz, Mrs. Orcelia Bridgeman, Ellen Bridgeman**

Wagon Landing Congregation (continued)

***Charles George Nelson** Birth/ Oct 1870 Baptism/ Oct 1870
 Parents: **George** and **Emma**
 Sponsors: **Parents** and **Mrs. Kelley**

***Margaret Drucilla Kittel** Birth/Sep 1870 Baptism/ Oct 1870
 Parents: **Varnum B.** and **Rosanna**
 Sponsors: **Ellen Bridgeman, Sarah Peabody, Buxton Peabody**

***Douglas Peabody** Birth/Feb 1871 Baptism/Apr 1871
 Parents: **A.B.** and **Esther K.**
 Sponsors: **V.B. Kittel, P. Burton Peabody** and the **Mother**

***Frederick Kuitz** Birth/Jul 1871 Baptism/Aug 1871
 Parents: **Frederick** and **Sophia**
 Sponsors: **[could not decipher]**

***Gertrude Rebecca Mitchell** Birth/Oct 1870 Baptism/Oct 1871
 Parents: **Charles** and **Emma Lois**
 Sponsors: **Mrs. John Bridgeman, P.L. Gordon, V.B. Kittel**

***Ellen Vassaw** Birth/Aug 1871 Baptism/Oct 1871
 Parents: **Charles** and **Alma M.**
 Sponsors: **Mrs. Sarh B. Kittle** [sic], **Mrs. Arcelia Bridgeman, V.B. Kittel**

***Mary Helen Beals** Birth/Jun 1870 Baptism/Mar 1872
***Emma Lillian Beals** Births/Feb 1871 Baptism/Mar 1872
 Parents: **Philip** and **Oleana**
 Sponsors: **Mrs. Arcelia Bridgeman, Miss Alma Vasow, Lillian P -----,** and the **Father**

***Frank Louis Fosterson** Birth/Mar 1872 Baptism/Jun 1872
 Parents; **John** and **Anne Bergita**
 Sponsors: **Mrs. Lorentz, Mrs Christian Mindrum (?) , Louisa Larson**

***Frances Eleanor Bunton Peabody** Birth/Nov 1872 Baptism/Dec 1872
 Parents: **A.B.** and **Esther K.**
 Sponsors: **Miss Frances Button** by proxy of **Miss Peabody, Sarah** and **Bunton Peabody**

***John Bell Parslow** Birth/Jul 1868 Baptism/May 1871
 Parents: **Joseph** and **Martha**
 Sponsors: **Burton Peabody, Orange Parslow, Mrs. J. Bridgeman**

***Catharine Anne Vassaw** Birth/Aug 1873 Baptism/Sep 1873
 Parents: **Charles** and **Alma M.**
 Sponsors: **Mrs. Arcelia Bridgman, Mrs. Ellen Thomason, V.B. Kittel**



Rhonus tempor placerat.

Wagon Landing Congregation (continued)

***Clara Louise Kuitz** Birth/Jun 1873 Baptism/Dec 1873

Parents: **Frederic** and **Sophia**

Sponsors: **Mrs. A.B. Peabody, Mrs. Sophia Kuitz**

***Andrew Lewis Kelley** Birth/Mar 1874 Baptism/Apr 1874

Parents: **Peter** and **Laura**

Sponsors: **Mrs. Kelley, Han Hanson, Mr. Louis Anderson, Mr ? Nelson** and **Mrs. Haukeson**

***Albert Soloman Kittel** Birth/May 1874 Baptism/ May 1874

Parents: **Varnum B.** and **Rose**

Sponsors: **J.L. Bridgeman, Arcelia Bridgeman,** and the **Father**

***Francis Comes Peabody** Birth/Jul 1875 Baptism/Aug 1875

Parents: **A.B.** and **Esther**

Sponsors: **Mrs. J.L. Bridgeman, P.B. Peabody, V.B. Kittel**

***Howard William Vassaw** Birth/Jul 18875 Baptism/Aug 1875

Parents: **Charles** and **Alma**

Sponsors: **V.B. Kittel, P.B. Peabody,** and **Miss Sara Peabody**

***Charles Sylvester** Birth/Nov 1875 Baptism/Apr 1876

Parents: **Philip** and **Lillian**

Sponsors: **Mrs. J.L. Bridgeman, Mrs. Arcelia M. Bridgeman, Philip Beal** and **Mrs. Percy Paulad**

***Mabel Mitchell** Birth/? Baptism: May 1876

Parents: **Charles** and **Emma**

Sponsors: **Mrs. P.L. Gordon, Mrs. J.L. Bridgeman, V.B. Kittel**

***Norman Rex Peabody** Birth/Jun 1877 Baptism/?

Parents: **A.B. and Esther K.**

Sponsors: **Sarah Peabody, Hiram P.**

***Mary Bridgeman** Birth?/Aug 1868 Baptism/Feb 1878

Parents: **John and Arcelia** (adopted)

Sponsors: **Mrs. Bridgeman, Mr and Mrs. George Thomason**

(St. Croix Falls Congregation baptisms will continue in the May 2013 issue)

Thanks to: **Nancy Hawkinson**

St. Croix Valley Gen Society and Polk County Gen Society Member

PIPOST March 2013

Volume 28 Number 4